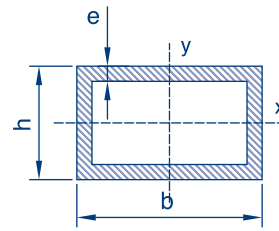
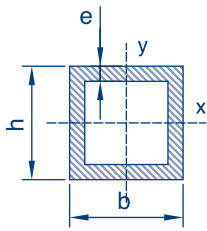




domo

NOR-  
MALI-  
ZADOS

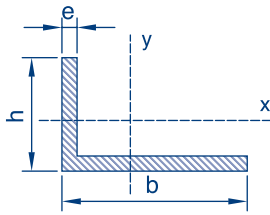


## TUBOS CUADRADOS

Ref.	Sección (b x h x e) mm	Peso g / ml	Perim. dm <sup>2</sup> / ml
505	20 X 20 X 1.4	281	14.9
* 581	20 X 20 X 2	389	14.4
* 564	30 X 30 X 1.2 (Muesca en cara vista)	373	23.0
546	35 X 35 X 1.4	510	26.9
504	40 X 40 X 1.3	543	31.0
* 533	40 X 40 X 1.5	624	30.8
* 525	40 X 40 X 1.5 portatornillos	678	32.3
* 562	40 X 40 X 2	812	30.1
* 535	40 X 40 X 3.8	1485	29.0
* 5370	45 X 45 X 4	1772	32.6
545	50 X 50 X 1.5	786	38.8
558	50 X 50 X 2.8	1427	37.7
* 530	60 X 60 X 1.5 portatornillos	1031	50.2
512	60 X 60 X 1.6	1010	46.7
* 563	60 X 60 X 2	1248	46.2
527	70 X 70 X 1.8	1329	54.6
513	80 X 80 X 1.9	1604	62.5
514	100 X 100 X 2.0	2117	78.4

## TUBOS RECTANGULARES

Ref.	Sección (b x h x e) mm	Peso g / ml	Perim. dm <sup>2</sup> / ml
503	30 X 15 X 1.3	297	17.0
551	40 X 20 X 1.1	344	23.1
506	40 X 20 X 1.4	432	22.9
559	40 X 20 X 2	605	22.4
* 524	40 X 30 X 1.3	475	27.0
* 588	50 x 20 x 1.8	645	26.5
* 582	50 x 30 x 2	821	30.4
507	60 X 20 X 1.6	664	30.7
509	60 X 40 X 1.6	837	38.7
531	70 X 20 X 1.5	705	34.8
* 5371	75 X 40 X 4	2312	42.6
508	80 X 20 X 1.6	837	38.7
510	80 X 40 X 1.6	1010	46.7
* 522	80 X 40 X 4	2419	44.8
557	80 X 50 X 2.8	1881	49.7
560	80 X 50 X 3.0	2010	49.6
552	100 X 20 X 1.4 con tabique	951	50.0
511	100 X 40 X 1.6	1183	54.7
517	120 X 40 X 1.8	1520	62.6
* 5936	160 X 10 X 1.7	1529	66.6

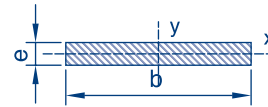


ÁNGULOS

Ref.	Sección (b x h x e) mm	Peso g / ml	Perim. dm <sup>2</sup> / ml
501	15 X 15 X 1.2	95	12.0
* 529	15 X 8 X 1.2	73	12.0
* 544	20 X 20 X 2	205	12.0
* 585	40 X 19 X 5	729	12.0
515	40 X 20 X 1.4	221	12.0
* 543	40 X 20 X 2	313	12.0
547	40 X 40 X 2	422	16.0
* 539	40 X 40 X 4	821	16.0
* 542	50 X 20 X 2	367	14.0
516	50 X 50 X 1.6	424	20.0
* 567	50 X 50 X 2	529	20.0
* 5895	50 X 50 X 4	1037	20.0
* 541	60 X 20 X 2	421	16.0
572	60 X 40 X 2	529	20.0
5138	60 X 40 X 3	786	20.0
* 565	60 X 50 X 2	567	23.8
* 569	60 X 60 X 2.5	793	23.9
* 521	65 X 50 X 4	1199	23.0
5406	80 X 40 X 2.7	856	24.0
* 574	80 X 60 X 5.0	1822	28.0

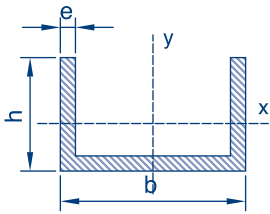
ÁNGULOS

Ref.	Sección (b x e) mm	Peso g / ml	Perim. dm <sup>2</sup> / ml
573	100 X 50 X 3.0	119	30.0
* 523	110 X 60 X 1.8	818	34.0



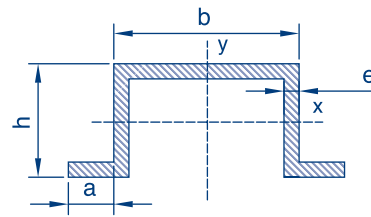
PLETINAS

Ref.	Sección (b x e) mm	Peso g / ml	Perim. dm <sup>2</sup> / ml
* 534	25 X 3	197	12.0
402	30 X 2	162	12.0
* 519	40 X 3	324	12.0
* 540	40 X 4	432	12.0
* 583	40 X 8	864	12.0
* 566	44 X 3	356	12.0
549	50 X 3	405	12.0
* 584	50 X 10	1350	12.0
* 570	56 X 3	451	12.0
* 5614	70 X 5	945	15.0



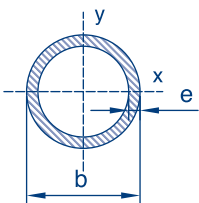
## PERFILES EN "U"

Ref.	Sección (b x h x e) mm	Peso g / ml	Perim. dm <sup>2</sup> / ml
* 536	25 X 11 X 1.2	145	12.0
* 5091	20 X 20 X 1.25	205	12.0
* 5434	67 X 35 X 3.0	1058	27.0
* 5369	57 X 51 X 6.0	2381	31.0
* 5387	65 X 80 X 2.5	1485	45.0
* 5301	51 X 90 X 3.0	1823	46.0



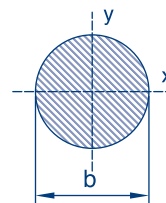
## PERFILES EN "Z"

Ref.	Sección (b x h x a x e) mm	Peso g / ml	Perim. dm <sup>2</sup> / ml
* 5426	14 X 12.5 X 12 X 1.5	243	13.0
* 5490	34 X 38 X 18 X 2	670	29.0
* 5491	36 X 40 X 17 X 3	1167	30.0
* 5666	35 X 20 X 20 X 2	599	23.0
5548	45 X 35 X 16 X 2	772	29.0
* 5667	100 X 20 X 20 X 2	950	36.0



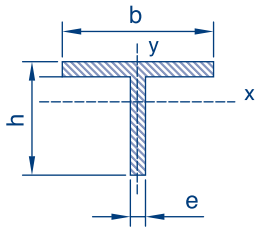
## TUBOS REDONDOS

Ref.	Sección (b x e) mm	Peso g / ml	Perim. dm <sup>2</sup> / ml
* 590	∅ 20 X 1.8	278	11.4
* 555	∅ 25 X 1.2	243	15.0
* 537	∅ 25 X 1.3	262	15.0
* 526	∅ 32 X 1.8	465	19.1
520	∅ 60 X 1.6	797	36.9

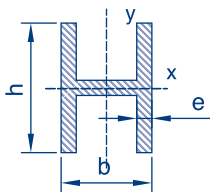


## VARILLA

Ref.	Sección (b) mm	Peso g / ml	Perim. dm <sup>2</sup> / ml
* 502	∅ 8	135	12.0

**PERFILES EN "T"**

Ref.	Sección (b x h x e) mm	Peso g / ml	Perim. dm <sup>2</sup> / ml
538	15 X 15 X 1.25	97	12.0
550	50 X 40 X 4.0	805	18.0
571	50 X 60 X 2.0	567	24.0
* 568	70 X 50 X 2.5	793	23.9
5693	100 X 60 X 2.0	821	35.9
548	110 X 40 X 2.0	800	30.0

**PERFILES EN "H"**

Ref.	Sección (b x h x e) mm	Peso g / ml	Perim. dm <sup>2</sup> / ml
* 5900	12.5 X 12 X 1.1	102	12.0
* 5015	24 X 40 X 1.5	409	21.0
* 5014	29.4 x 50 X 1.7	578	26.0